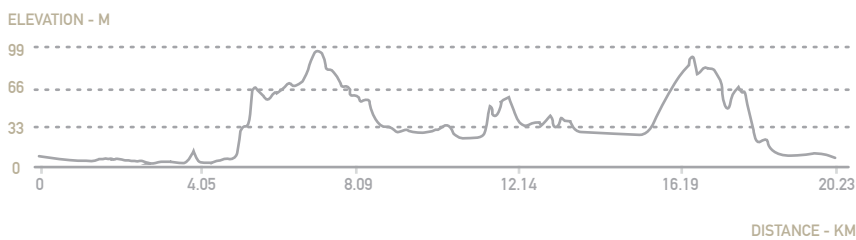







Course Elevation Profile



Key and Course Description

- 
Women's and Men's circuits.
 This circuit is 20km with a total ascent of 213m and maximum elevation of 96m.
- 
Men's second lap.
 This is the second lap of the circuit with a total combined ascent of 421m.
- 
Start/Finish Line.
 Start/finish outside Church Road Winery on Church Road, Taradale.